

## Year 3/4: Autumn Term: Art and Design: Seascapes and Sunsets

Art linked to History: Vikings (context and comparison); Geography: All Around the World; Science: States of matter (properties of materials)




### National Curriculum Content:

**Exploring and developing ideas:** • Question and make thoughtful observations about starting points and select ideas to use in their work.

**Drawing:** • Explore relationships between line and tone, pattern and shape, line and texture.

**Painting:** • Make and match colours with increasing accuracy. • Plan and create different effects and textures with paint according to what they need for the task.

**3D Form:** • Show an understanding of shape, space and form.

<b>Resources</b> <ul style="list-style-type: none"> <li>• Colour wheels</li> <li>• Examples of viking artefacts</li> <li>• Images of seascapes artworks.</li> <li>• Relief sculpture examples <a href="https://www.darrellwakelam.com/downloads">https://www.darrellwakelam.com/downloads</a></li> </ul>	<b>Materials</b> <ul style="list-style-type: none"> <li>• Sketch books</li> <li>• Paper</li> <li>• Pencils</li> <li>• Paint</li> <li>• Oil pastels</li> <li>• Clay</li> <li>• Metal</li> <li>• Tools</li> </ul>	<b>Experiences</b> <ul style="list-style-type: none"> <li>• Responding to artworks: talking, copying, tracing, giving personal opinion; making colour families, making models.</li> <li>• Exploring sketching, painting and colour mixing as methods of creating and enhancing 3D forms.</li> <li>• <b>Virtual visit to Lindisfarne including a seaside art session.</b></li> </ul>	<b>Revisit and Review</b> <ul style="list-style-type: none"> <li>• Gaudi</li> <li>• Mosaic</li> <li>• Collage</li> <li>• Colour mixing primary and secondary techniques</li> </ul>
 <p>'The Fighting Temeraire', 1838 by JMW Turner</p>	 <p>'Untitled' 1994, Emily Kame Kngwarreye</p>	 <p>Etretat, Le Coucher Du Soleil' 1885 by Claude Monet</p>	<b>Focus artists:</b> JMW Turner

### Artwork Information Links:

[Viking art - Wikipedia](#)

[J. M. W. Turner - Wikipedia](#)

[Emily Kame Kngwarreye - Wikipedia](#)





[Claude Monet - Wikipedia](#)



### Art Vocabulary:

Picture, painting, printing, portrait, face, image, likeness, sketch, colour, tone, blend, light, dark, oil paint, ink, paper, canvas, background, foreground, midground, mood, atmosphere, compare, different, alike, pattern, realism, abstract, create, compose, form, relief, sculpture..

### Expected Outcomes/ Skills and Knowledge

- Explore drawing Vikings and ships experimenting with line and pattern.
- Use developing knowledge of observational drawing and compositional skills to create a collage portrait of a Viking/ ship.
- Use sketches, shape and colour to design a 3D clay Viking portrait.
- Explore colour and shades of colour to a sunset scene using composition and relief modelling skills to add depth and texture.

<b>Session 1</b> 	<b>Observe</b>	<b>Introduce:</b> <b>Make memory links:</b> <b>Analyse examples:</b> <b>Create:</b> <b>Vocabulary:</b>
<b>Session 2</b> 	<b>Experience</b>	<b>Skill building and practicing techniques:</b>
<b>Session 3</b> 	<b>Imagine</b>	<b>Plan own piece:</b>
<b>Session 4</b> 	<b>Create</b>	<b>Work on piece:</b>

<b>Session 5</b> 	<b>Refine</b>	<b>Adapt/ complete piece:</b>
<b>Session 6</b> 	<b>Reflect</b>	<b>Artist statement:</b> <b>Photograph:</b> <b>Gallery of finished pieces:</b>